

# Artistic Immersion, Overwhelming Captivation

## VM5E series

The impressive immersion generated by the extremely narrow 0.9 mm bezel becomes even more powerful with a state-of-the-art smart signage platform. Beyond the self-playing feature, the VM5E series is capable of multitasking that raises brand awareness, drives traffic to your store, and engages customers in brand storytelling, all while providing user convenience with a simplified and more intuitive user interface.



# Artistic Immersion, Overwhelming Captivation

## VM5E series

### Achieving Incredible Immersion

#### Seamless Large Screens with Extreme-Narrow Bezel

The borderless design, with its 0.9 mm\* even bezel and 1.8 mm\* BtB (Bezel to Bezel), verified by Nemko, minimizes bezel interference and delivers immersive and seamless content on assembled video wall screens.



\* The 0.9mm even panel bezel and 1.8mm BtB size (borderless type, no metal bezel) have been verified by Nemko, a global institution that tests and certifies electrical equipment.

#### Image Gap Reduction

The VM5E series includes an image improvement algorithm that can reduce image gaps among tiled displays when playing back videos. Objects located on the bezel boundaries are adjusted for a seamless viewing experience.



\* The "Conventional" refers to displays which do not include an image improvement algorithm.




## Artistic Immersion, Overwhelming Captivation

### VM5E series

#### Vivid and Dynamic Picture Quality

##### Higher Viewing Angle


Large screens are usually positioned higher than human-eye level, making uniform picture quality essential for video walls. The viewing angle of the VM5E series is high enough to display vivid colors throughout the screen with no distortion.



45° High Viewing Angle\*

##### Wider Viewing Angle

It is well known that LG IPS panel technology provides better control of liquid crystals, which in turn allows the screen to be viewed at virtually any angle. With IPS, the VM5E series captivates the attention of more viewers with lifelike colors, regardless of their viewing position.



\* Results based on in-house testing. Actual test results may differ depending on environment and measuring equipment.


# Artistic Immersion, Overwhelming Captivation

## VM5E series

### Powerful Smart Signage Platform

#### High Performance and Great Scalability

Thanks to its built-in SoC (System on Chip) and webOS smart signage platform, the VM5E series can execute several tasks at once while providing smooth content playback without the need for a media player. As webOS supports HTML5 as a web-based platform and offers SDK(Soft Development Kit), it is even easier for SIs to build and optimize their web apps.



#### Flexible Content Creation

Several different videos\* can be played simultaneously via web apps, and various animation effects, such as scaling or rotating, are added to content using CSS (Cascading Style Sheets) transition effects. Real-time streaming\*\* is also available, providing the flexibility to organize and diversify content free from capacity limits.



\* The current 2 video tags may expand to 4 video tags in the 3Q of 2019.

\*\* Supported protocols : RTSP, RTP, HLS, UDP Multicast

# Artistic Immersion, Overwhelming Captivation

## VM5E series

### User-Friendly Smart Signage UX

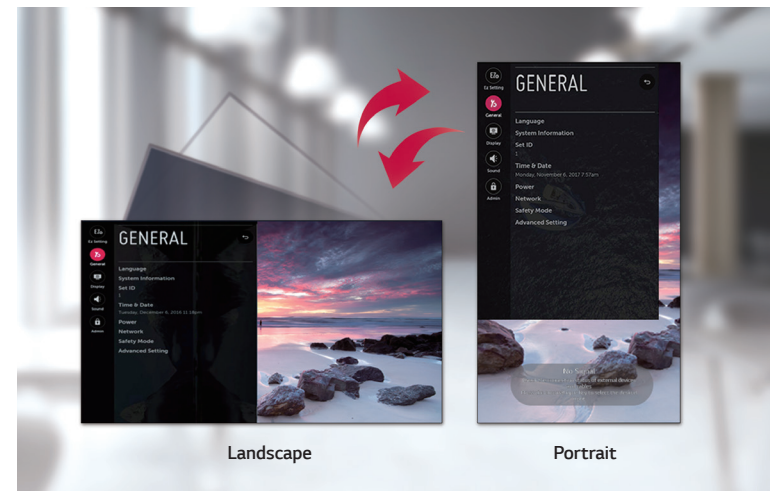
#### Intuitive Menu Structure

The menu structure has been optimized for commercial use. It simplifies approach flows and groups similar functions together, adopting a more intuitive user interface for ease of use. This way, users can avoid having to do trial-and-error when exploring desired functions and managing displays.



#### Dedicated GUI for Portrait Orientation

The conventional GUI(Graphic User Interface) was designed based on landscape-oriented consumer TV usage, so OSD(On Screen Display) wasn't well-suited for screens in portrait mode. The OSD of the VM5E series, however, consists of a long range menu with bigger font sizes and a 9:16 ratio, creating a comfortable and efficient business environment.




# Artistic Immersion, Overwhelming Captivation

## VM5E series

### User Convenience

#### Easy Color Adjustment

Depending on the content, the color temperature of the display can be easily adjusted in increments of 100K using a remote control.



#### Simple White Balance Adjustment

In conventional video walls, white balance was adjustable only in “full-white” mode, but the VM5E series allows you to modify each value of grey scale to achieve more detailed and precise white balance adjustment.






# Artistic Immersion, Overwhelming Captivation

## VM5E series

### User Convenience

#### LAN Daisy Chain Management

A LAN daisy chain allows you to execute commands to control and monitor video walls and even update their firmwares at once.



#### Real-Time Care Service

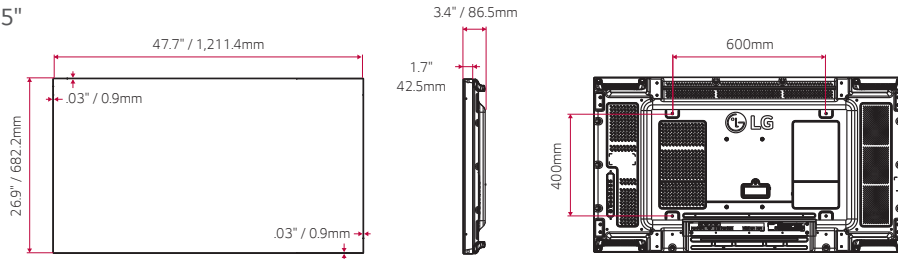
The maintenance gets easier and faster with an optional service Signage 365 Care\*, a cloud service solution provided by LG service. It remotely manages status of displays in client workplaces for fault diagnosis and remote-control services, ensuring the stable operation of a client's business.



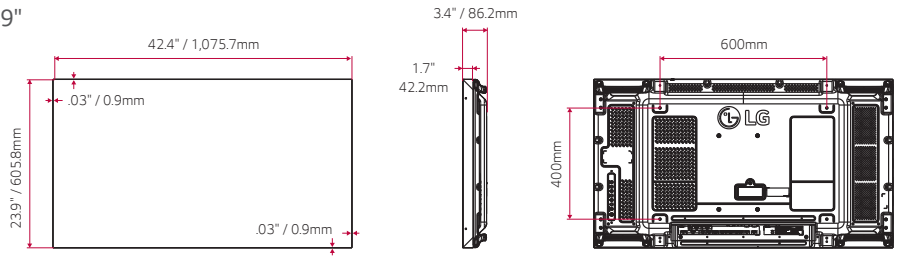
\* The availability of "Signage 365 Care" service can differ by region, so please contact the LG sales representative in your region for further details.

## Dimensions

55"

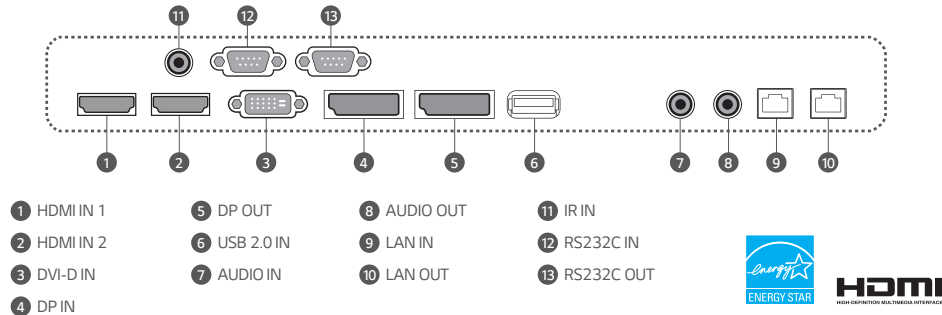


49"



## Connectivity

55" / 49"



## Specifications

Specifications		55VM5E	49VM5E
PANEL	Screen Size	55"	49"
	Panel Technology	IPS	IPS
	Aspect Ratio	16:9	16:9
	Native Resolution	1,920 X 1,080 (FHD)	1,920 X 1,080 (FHD)
	Brightness (Typ.)	500 cd/m <sup>2</sup>	500 cd/m <sup>2</sup>
	Contrast Ratio	1,200:1	1,200:1
	Dynamic CR	30,000:1	30,000:1
	Viewing Angle (H × V)	178 × 178	178 × 178
	Color Depth	1.07 Billion	1.07 Billion
	Response Time	8 ms (G to G)	8 ms (G to G)
	Surface Treatment	Haze 3%	Haze 3%
	Life Time (Typ.)	60,000 Hrs	60,000 Hrs
Operation Hours	24 Hrs	24 Hrs	
CONNECTIVITY	Orientation	Landscape & Portrait	Landscape & Portrait
	Input	HDMI (2), DP, DVI-D, Audio, USB 2.0	HDMI (2), DP, DVI-D, Audio, USB 2.0
	Output	DP Audio	DP Audio
	External Control	RS232C In/out, RJ45 (LAN) In/out, IR In	RS232C In/out, RJ45 (LAN) In/out, IR In
MECHANICAL SPECIFICATION	Bezel Color	Black	Black
	Bezel Width	0.9 mm (Even), B to B <sup>1</sup> 1.8 mm	0.9 mm (Even), B to B <sup>1</sup> 1.8 mm
	Monitor Dimension (W × H × D)	47.4" × 26.9" × 3.4" 1,211.4 × 682.2 × 86.5 mm	42.4" × 23.9" × 3.4" 1,075.7 × 605.8 × 86.2 mm
	Weight (Head)	41 lbs / 18.6 kg	38.6 lbs / 17.5 kg
	Carton Dimensions (W × H × D)	53.3" × 33.7" × 10.4" 1,353 × 855 × 263 mm	47.8" × 30.5" × 10.4" 1,214 × 775 × 263 mm
	Packed Weight	55.8 lbs / 25.3 kg	51.1 lbs / 23.2 kg
	Handle	Yes	Yes
	VESA™ Standard Mount Interface	600 × 400	600 × 400
	KEY FEATURE	Internal Memory 8GB (System 4GB + Available 4GB), Temperature Sensor, Tile Mode (Up to 15x15), Natural Mode @Tile Mode, ISM Method, DPM Select, Smart Energy Saving, Contents Scheduling (USB, Internal Memory), USB Cloning, Calibration Mode, Sync Mode, PM Mode, Firmware Update (LAN), HDMI-CEC <sup>2</sup> , Wake on LAN, Fail Over, No Signal Image, Embedded Template, OPS Power Control, Scan Inversion (with Pivot Mode)	
ENVIRONMENT CONDITIONS	Operation Temperature	32°F to 104°F / 0°C to 40°C	32°F to 104°F / 0°C to 40°C
	Operation Humidity	10% to 80%	10% to 80%
POWER	Power Supply	100-240V~, 50/60Hz	100-240V~, 50/60Hz
	Power Type	Built-In Power	Built-In Power
	Power Consumption	Typ. 150 W Max. 180 W	120 W 140 W
	Smart Energy Saving	80 W	70 W
CERTIFICATION	Safety	IEC 60950-1 / EN 60950-1 / UL 60950-1	
	EMC	FCC Class "A" / CE / KC	FCC Class "A" / CE / KC
MEDIA PLAYER COMPATIBILITY	ErP / Energy Star	NA / Yes (Energy Star 7.0)	NA / Yes (Energy Star 7.0)
	OPS Type Compatible	Yes (Piggyback)	Yes (Piggyback)
SOFTWARE COMPATIBILITY	External Media Player Attachable	Yes (MP500/MP700/WP320)	Yes (MP500/MP700/WP320)
ACCESSORIES	Content Management Software	SuperSign CMS	SuperSign CMS
	Control and Monitoring Software	SuperSign Control/Control+	SuperSign Control/Control+
OTHER	Basic	Remote Controller, Power Cord, RS232C Cable, LAN Cable, DP Cable, IR Receiver, Guide Bracket, Screws, Manual	
	Optional	Wall Mount (Landscape : WM-L640V, Portrait : WM-P640V)	
OTHER	Warranty	3 Year Limited 3	3 Year Limited 3
	UPC	7 19192 63072 7	7 19192 63071 0

1) B to B: Panel bezel to panel bezel  
2) Compatibility may differ by equipment.